



A. Mailer Action

Note To Mailer: The labels and volumes associated to this form online **must** match the labeled packages being presented to the USPS® employee with this form.

Shipment Date: 05/05/25

Shipped From:

Name: PW-JYN PW-JYN

Address: 14909 SUMMIT DRIVE

City: Eastvale

State: CA ZIP+4: 92880


| Type of Mail | Volume |
|--------------------------|--------|
| Priority Mail Express®* | 0 |
| Priority Mail® | 0 |
| USPS Ground Advantage™ | 284 |
| Returns | 0 |
| International* | 0 |
| USPS Connect™ Local | 0 |
| USPS Connect™ Local Mail | 0 |
| USPS Connect™ Regional | 0 |
| Other | 0 |
| Total | 284 |

*Start time for products with service guarantees will begin when mail arrives at the local Post Office™ and items receive individual processing and acceptance scans.

B. USPS Action

USPS EMPLOYEE: Please scan upon pickup or receipt of mail.
Leave form with customer or in customer's mail receptacle.

USPS SCAN AT ACCEPTANCE



9275 0903 1913 2100 0001 0765 90



A. Mailer Action

Note To Mailer: The labels and volumes associated to this form online **must** match the labeled packages being presented to the USPS® employee with this form.

Shipment Date: 05/05/25

Shipped From:

Name: PW-JYN PW-JYN

Address: 3438 US HIGHWAY 80 E

City: ELLABELL

State: GA ZIP+4: 31308


| Type of Mail | Volume |
|--------------------------|--------|
| Priority Mail Express®* | 0 |
| Priority Mail® | 0 |
| USPS Ground Advantage™ | 544 |
| Returns | 0 |
| International* | 0 |
| USPS Connect™ Local | 0 |
| USPS Connect™ Local Mail | 0 |
| USPS Connect™ Regional | 0 |
| Other | 0 |
| Total | 544 |

*Start time for products with service guarantees will begin when mail arrives at the local Post Office™ and items receive individual processing and acceptance scans.

B. USPS Action

USPS EMPLOYEE: Please scan upon pickup or receipt of mail.
Leave form with customer or in customer's mail receptacle.

USPS SCAN AT ACCEPTANCE



9275 0903 1913 2100 0001 0766 06



A. Mailer Action

Note To Mailer: The labels and volumes associated to this form online **must** match the labeled packages being presented to the USPS® employee with this form.

Shipment Date: 05/05/25

Shipped From:

Name: PW-JYN PW-JYN

Address: 10415 8TH ST RANCHO

City: Cucamonga

State: CA ZIP+4: 91730


| Type of Mail | Volume |
|--------------------------|--------|
| Priority Mail Express®* | 0 |
| Priority Mail® | 0 |
| USPS Ground Advantage™ | 999 |
| Returns | 0 |
| International* | 0 |
| USPS Connect™ Local | 0 |
| USPS Connect™ Local Mail | 0 |
| USPS Connect™ Regional | 0 |
| Other | 0 |
| Total | 999 |

*Start time for products with service guarantees will begin when mail arrives at the local Post Office™ and items receive individual processing and acceptance scans.

B. USPS Action

USPS EMPLOYEE: Please scan upon pickup or receipt of mail.
Leave form with customer or in customer's mail receptacle.

USPS SCAN AT ACCEPTANCE



9275 0903 1913 2100 0001 0766 13



A. Mailer Action

Note To Mailer: The labels and volumes associated to this form online **must** match the labeled packages being presented to the USPS® employee with this form.

Shipment Date: 05/05/25

Shipped From:

Name: PW-JYN PW-JYN

Address: 10415 8TH ST RANCHO

City: Cucamonga

State: CA ZIP+4: 91730


| Type of Mail | Volume |
|--------------------------|--------|
| Priority Mail Express®* | 0 |
| Priority Mail® | 0 |
| USPS Ground Advantage™ | 497 |
| Returns | 0 |
| International* | 0 |
| USPS Connect™ Local | 0 |
| USPS Connect™ Local Mail | 0 |
| USPS Connect™ Regional | 0 |
| Other | 0 |
| Total | 497 |

*Start time for products with service guarantees will begin when mail arrives at the local Post Office™ and items receive individual processing and acceptance scans.

B. USPS Action

USPS EMPLOYEE: Please scan upon pickup or receipt of mail.
Leave form with customer or in customer's mail receptacle.

USPS SCAN AT ACCEPTANCE



9275 0903 1913 2100 0001 0766 20



A. Mailer Action

Note To Mailer: The labels and volumes associated to this form online **must** match the labeled packages being presented to the USPS® employee with this form.

Shipment Date: 05/05/25

Shipped From:

Name: PW-JYN PW-JYN

Address: 17500 S 40TH ST STE B-100

City: PHOENIX

State: AZ ZIP+4: 85048


| Type of Mail | Volume |
|--------------------------|--------|
| Priority Mail Express®* | 0 |
| Priority Mail® | 0 |
| USPS Ground Advantage™ | 22 |
| Returns | 0 |
| International* | 0 |
| USPS Connect™ Local | 0 |
| USPS Connect™ Local Mail | 0 |
| USPS Connect™ Regional | 0 |
| Other | 0 |
| Total | 22 |

*Start time for products with service guarantees will begin when mail arrives at the local Post Office™ and items receive individual processing and acceptance scans.

B. USPS Action

USPS EMPLOYEE: Please scan upon pickup or receipt of mail.
Leave form with customer or in customer's mail receptacle.

USPS SCAN AT ACCEPTANCE



9275 0903 1913 2100 0001 0766 37