



A. Mailer Action

Note To Mailer: The labels and volumes associated to this form online **must** match the labeled packages being presented to the USPS® employee with this form.

Shipment Date: 03/30/25

Shipped From:

Name: PW PW

Address: 5353 W IMPERIAL HWY STE 200 300

City: Los Angeles

State: CA ZIP+4: 90045


Type of Mail	Volume
Priority Mail Express®*	0
Priority Mail®	0
USPS Ground Advantage™	45
Returns	0
International*	0
USPS Connect™ Local	0
USPS Connect™ Local Mail	0
USPS Connect™ Regional	0
Other	0
Total	45

*Start time for products with service guarantees will begin when mail arrives at the local Post Office™ and items receive individual processing and acceptance scans.

B. USPS Action

USPS EMPLOYEE: Please scan upon pickup or receipt of mail.
Leave form with customer or in customer's mail receptacle.

USPS SCAN AT ACCEPTANCE



9275 0903 1913 2100 0001 0324 11



A. Mailer Action

Note To Mailer: The labels and volumes associated to this form online **must** match the labeled packages being presented to the USPS® employee with this form.

Shipment Date: 03/25/25

Shipped From:

Name: PW PW

Address: 5353 W IMPERIAL HWY STE 200 300

City: Los Angeles

State: CA ZIP+4: 90045


Type of Mail	Volume
Priority Mail Express®*	0
Priority Mail®	0
USPS Ground Advantage™	27
Returns	0
International*	0
USPS Connect™ Local	0
USPS Connect™ Local Mail	0
USPS Connect™ Regional	0
Other	0
Total	27

*Start time for products with service guarantees will begin when mail arrives at the local Post Office™ and items receive individual processing and acceptance scans.

B. USPS Action

USPS EMPLOYEE: Please scan upon pickup or receipt of mail.
Leave form with customer or in customer's mail receptacle.

USPS SCAN AT ACCEPTANCE



9275 0903 1913 2100 0001 0324 28



A. Mailer Action

Note To Mailer: The labels and volumes associated to this form online **must** match the labeled packages being presented to the USPS® employee with this form.

Shipment Date: 03/28/25

Shipped From:

Name: PW PW

Address: 5353 W IMPERIAL HWY STE 200 300

City: Los Angeles

State: CA ZIP+4: 90045


Type of Mail	Volume
Priority Mail Express®*	0
Priority Mail®	0
USPS Ground Advantage™	29
Returns	0
International*	0
USPS Connect™ Local	0
USPS Connect™ Local Mail	0
USPS Connect™ Regional	0
Other	0
Total	29

*Start time for products with service guarantees will begin when mail arrives at the local Post Office™ and items receive individual processing and acceptance scans.

B. USPS Action

USPS EMPLOYEE: Please scan upon pickup or receipt of mail.
Leave form with customer or in customer's mail receptacle.

USPS SCAN AT ACCEPTANCE



9275 0903 1913 2100 0001 0324 35



A. Mailer Action

Note To Mailer: The labels and volumes associated to this form online **must** match the labeled packages being presented to the USPS® employee with this form.

Shipment Date: 03/29/25

Shipped From:

Name: PW PW

Address: 5353 W IMPERIAL HWY STE 200 300

City: Los Angeles

State: CA ZIP+4: 90045


Type of Mail	Volume
Priority Mail Express®*	0
Priority Mail®	0
USPS Ground Advantage™	89
Returns	0
International*	0
USPS Connect™ Local	0
USPS Connect™ Local Mail	0
USPS Connect™ Regional	0
Other	0
Total	89

*Start time for products with service guarantees will begin when mail arrives at the local Post Office™ and items receive individual processing and acceptance scans.

B. USPS Action

USPS EMPLOYEE: Please scan upon pickup or receipt of mail.
Leave form with customer or in customer's mail receptacle.

USPS SCAN AT ACCEPTANCE



9275 0903 1913 2100 0001 0324 42



A. Mailer Action

Note To Mailer: The labels and volumes associated to this form online **must** match the labeled packages being presented to the USPS® employee with this form.

Shipment Date: 03/27/25

Shipped From:

Name: PW PW

Address: 5353 W IMPERIAL HWY STE 200 300

City: Los Angeles

State: CA ZIP+4: 90045


Type of Mail	Volume
Priority Mail Express®*	0
Priority Mail®	0
USPS Ground Advantage™	8
Returns	0
International*	0
USPS Connect™ Local	0
USPS Connect™ Local Mail	0
USPS Connect™ Regional	0
Other	0
Total	8

*Start time for products with service guarantees will begin when mail arrives at the local Post Office™ and items receive individual processing and acceptance scans.

B. USPS Action

USPS EMPLOYEE: Please scan upon pickup or receipt of mail.
Leave form with customer or in customer's mail receptacle.

USPS SCAN AT ACCEPTANCE



9275 0903 1913 2100 0001 0324 59



A. Mailer Action

Note To Mailer: The labels and volumes associated to this form online **must** match the labeled packages being presented to the USPS® employee with this form.

Shipment Date: 03/26/25

Shipped From:

Name: PW PW

Address: 5353 W IMPERIAL HWY STE 200 300

City: Los Angeles

State: CA ZIP+4: 90045


Type of Mail	Volume
Priority Mail Express®*	0
Priority Mail®	0
USPS Ground Advantage™	24
Returns	0
International*	0
USPS Connect™ Local	0
USPS Connect™ Local Mail	0
USPS Connect™ Regional	0
Other	0
Total	24

*Start time for products with service guarantees will begin when mail arrives at the local Post Office™ and items receive individual processing and acceptance scans.

B. USPS Action

USPS EMPLOYEE: Please scan upon pickup or receipt of mail.
Leave form with customer or in customer's mail receptacle.

USPS SCAN AT ACCEPTANCE



9275 0903 1913 2100 0001 0324 66