



M 001

LA10



RVSZLM-260415-0001-1

Reference Code : EWVB1110120260415000001

SKU	PCS
SZLM-KA I SASA-BLACK	30



LA10



RVSZLM-260415-0001-2

Reference Code : EWVB1110120260415000001

SKU	PCS
SZLM-KA I SASA-BLACK	30



M 001


LA10



RVSZLM-260415-0001-3

Reference Code : EWVB1110120260415000001

SKU	PCS
SZLM-KA I SASA-BLACK	30



LA10



RVSZLM-260415-0001-4

Reference Code : EWVB1110120260415000001

SKU	PCS
SZLM-KA I SASA-BLACK	30




LA10



RVSZLM-260415-0001-5

Reference Code : EWVB1110120260415000001

SKU	PCS
SZLM-KA I SASA-BLACK	30



LA10



RVSZLM-260415-0001-6

Reference Code : EWVB1110120260415000001

SKU	PCS
SZLM-KA I SASA-BLACK	30



M 001


LA10




RVSZLM-260415-0001-7

Reference Code : EWVB1110120260415000001

SKU	PCS
SZLM-KA I SASA-BLACK	30



LA10



RVSZLM-260415-0001-8

Reference Code : EWVB1110120260415000001

SKU	PCS
SZLM-KA I SASA-BLACK	30



M 001

LA10



RVSZLM-260415-0001-9

Reference Code : EWVB1110120260415000001

SKU	PCS
SZLM-KA I SASA-BLACK	30



M 001

LA10



RVSZLM-260415-0001-10

Reference Code : EWVB1110120260415000001

SKU	PCS
SZLM-KA I SASA-BLACK	30



M 001

LA10



RVSZLM-260415-0001-11

Reference Code : EWVB1110120260415000001

SKU	PCS
SZLM-KA I SASA-BLACK	30



M 001

LA10



RVSZLM-260415-0001-12

Reference Code : EWVB1110120260415000001

SKU	PCS
SZLM-KA I SASA-BLACK	30



M 001 LA10



RVSZLM-260415-0001-13

Reference Code : EWVB1110120260415000001

SKU	PCS
SZLM-KA I SASA-BLACK	30




M 001 LA10



RVSZLM-260415-0001-14

Reference Code : EWVB1110120260415000001

SKU	PCS
SZLM-KA I SASA-BLACK	30



LA10



RVSZLM-260415-0001-15

Reference Code : EWVB1110120260415000001

SKU	PCS
SZLM-KA I SASA-BLACK	30



M 001

LA10



RVSZLM-260415-0001-16

Reference Code : EWVB1110120260415000001

SKU	PCS
SZLM-KA I SASA-BLACK	30



M 001

LA10



RVSZLM-260415-0001-17

Reference Code : EWVB1110120260415000001

SKU	PCS
SZLM-KA I SASA-BLACK	30



M 001

LA10



RVSZLM-260415-0001-18

Reference Code : EWVB1110120260415000001

SKU	PCS
SZLM-KA I SASA-BLACK	30



M 001

LA10



RVSZLM-260415-0001-19

Reference Code : EWVB1110120260415000001

SKU	PCS
SZLM-KA I SASA-BLACK	30



M 001

LA10



RVSZLM-260415-0001-20

Reference Code : EWVB1110120260415000001

SKU	PCS
SZLM-KA I SASA-BLACK	30



M 001 LA10



RVSZLM-260415-0001-21

Reference Code : EWVB1110120260415000001

SKU	PCS
SZLM-KA I SASA-BLACK	30



M 001

LA10



RVSZLM-260415-0001-22

Reference Code : EWVB1110120260415000001

SKU	PCS
SZLM-KA I SASA-BLACK	30



M 001

LA10



RVSZLM-260415-0001-23

Reference Code : EWVB1110120260415000001

SKU	PCS
SZLM-KA I SASA-BLACK	30



M 001

LA10



RVSZLM-260415-0001-24

Reference Code : EWVB1110120260415000001

SKU	PCS
SZLM-KA SASA-BLACK	30



M 001

LA10



RVSZLM-260415-0001-25

Reference Code : EWVB1110120260415000001

SKU	PCS
SZLM-KA I SASA-BLACK	30



M 001

LA10



RVSZLM-260415-0001-26

Reference Code : EWVB1110120260415000001

SKU	PCS
SZLM-KA I SASA-BLACK	30



M 001

LA10



RVSZLM-260415-0001-27

Reference Code : EWVB1110120260415000001

SKU	PCS
SZLM-KA I SASA-BLACK	30



M 001

LA10



RVSZLM-260415-0001-28

Reference Code : EWVB1110120260415000001

SKU	PCS
SZLM-KA I SASA-BLACK	30



M 001

LA10



RVSZLM-260415-0001-29

Reference Code : EWVB1110120260415000001

SKU	PCS
SZLM-KA I SASA-BLACK	30



M 001

LA10



RVSZLM-260415-0001-30

Reference Code : EWVB1110120260415000001

SKU	PCS
SZLM-KA I SASA-BLACK	30



M 001

LA10



RVSZLM-260415-0001-31

Reference Code : EWVB1110120260415000001

SKU	PCS
SZLM-KA I SASA-BLACK	30



M 001

LA10



RVSZLM-260415-0001-32

Reference Code : EWVB1110120260415000001

SKU	PCS
SZLM-KA I SASA-BLACK	30



M 001

LA10



RVSZLM-260415-0001-33

Reference Code : EWVB1110120260415000001

SKU	PCS
SZLM-KA I SASA-BLACK	30



M 001

LA10



RVSZLM-260415-0001-34

Reference Code : EWVB1110120260415000001

SKU	PCS
SZLM-KA I SASA-BLACK	30



M 001

LA10



RVSZLM-260415-0001-35

Reference Code : EWVB1110120260415000001

SKU	PCS
SZLM-KA I SASA-BLACK	30



M 001

LA10



RVSZLM-260415-0001-36

Reference Code : EWVB1110120260415000001

SKU	PCS
SZLM-KA I SASA-BLACK	30



M 001 LA10



RVSZLM-260415-0001-37

Reference Code : EWVB1110120260415000001

SKU	PCS
SZLM-KA I SASA-BLACK	30



M 001

LA10



RVSZLM-260415-0001-38

Reference Code : EWVB1110120260415000001

SKU	PCS
SZLM-KA I SASA-BLACK	30



M 001

LA10



RVSZLM-260415-0001-39

Reference Code : EWVB1110120260415000001

SKU	PCS
SZLM-KA I SASA-BLACK	30



M 001

LA10



RVSZLM-260415-0001-40

Reference Code : EWVB1110120260415000001

SKU	PCS
SZLM-KA I SASA-BLACK	30



M 001

LA10



RVSZLM-260415-0001-41

Reference Code : EWVB1110120260415000001

SKU	PCS
SZLM-KA I SASA-BLACK	30



M 001

LA10



RVSZLM-260415-0001-42

Reference Code : EWVB1110120260415000001

SKU	PCS
SZLM-KA I SASA-BLACK	30



M 001

LA10



RVSZLM-260415-0001-43

Reference Code : EWVB1110120260415000001

SKU	PCS
SZLM-KA I SASA-BLACK	30



M 001

LA10



RVSZLM-260415-0001-44

Reference Code : EWVB1110120260415000001

SKU	PCS
SZLM-KA I SASA-BLACK	30



M 001

LA10



RVSZLM-260415-0001-45

Reference Code : EWVB1110120260415000001

SKU	PCS
SZLM-KA I SASA-BLACK	30



M 001

LA10



RVSZLM-260415-0001-46

Reference Code : EWVB1110120260415000001

SKU	PCS
SZLM-KA I SASA-BLACK	30



M 001

LA10



RVSZLM-260415-0001-47

Reference Code : EWVB1110120260415000001

SKU	PCS
SZLM-KA I SASA-BLACK	30



M 001

LA10



RVSZLM-260415-0001-48

Reference Code : EWVB1110120260415000001

SKU	PCS
SZLM-KA I SASA-BLACK	30



M 001

LA10



RVSZLM-260415-0001-49

Reference Code : EWVB1110120260415000001

SKU	PCS
SZLM-KA I SASA-BLACK	30



M 001

LA10



RVSZLM-260415-0001-50

Reference Code : EWVB1110120260415000001

SKU	PCS
SZLM-KA I SASA-BLACK	30



M 001

LA10



RVSZLM-260415-0001-51

Reference Code : EWVB1110120260415000001

SKU	PCS
SZLM-KA I SASA-BLACK	30



M 001

LA10



RVSZLM-260415-0001-52

Reference Code : EWVB1110120260415000001

SKU	PCS
SZLM-KA I SASA-BLACK	30



M 001

LA10



RVSZLM-260415-0001-53

Reference Code : EWVB1110120260415000001

SKU	PCS
SZLM-KA I SASA-BLACK	30



M 001

LA10



RVSZLM-260415-0001-54

Reference Code : EWVB1110120260415000001

SKU	PCS
SZLM-KA I SASA-BLACK	30



M 001

LA10



RVSZLM-260415-0001-55

Reference Code : EWVB1110120260415000001

SKU	PCS
SZLM-KA I SASA-BLACK	30



M 001

LA10



RVSZLM-260415-0001-56

Reference Code : EWVB1110120260415000001

SKU	PCS
SZLM-KA I SASA-BLACK	30



M 001 LA10



RVSZLM-260415-0001-57

Reference Code : EWVB1110120260415000001

SKU	PCS
SZLM-KA I SASA-BLACK	30



M 001 LA10



RVSZLM-260415-0001-58

Reference Code : EWVB1110120260415000001

SKU	PCS
SZLM-KA SASA-BLACK	30



M 001

LA10



RVSZLM-260415-0001-59

Reference Code : EWVB1110120260415000001

SKU	PCS
SZLM-KA I SASA-BLACK	30



M 001

LA10



RVSZLM-260415-0001-60

Reference Code : EWVB1110120260415000001

SKU	PCS
SZLM-KA I SASA-BLACK	30



M 001

LA10



RVSZLM-260415-0001-61

Reference Code : EWVB1110120260415000001

SKU	PCS
SZLM-KA I SASA-BLACK	30



M 001

LA10



RVSZLM-260415-0001-62

Reference Code : EWVB1110120260415000001

SKU	PCS
SZLM-KA I SASA-BLACK	30



M 001

LA10



RVSZLM-260415-0001-63

Reference Code : EWVB1110120260415000001

SKU	PCS
SZLM-KA I SASA-BLACK	30



M 001

LA10



RVSZLM-260415-0001-64

Reference Code : EWVB1110120260415000001

SKU	PCS
SZLM-KA I SASA-BLACK	30



M 001

LA10



RVSZLM-260415-0001-65

Reference Code : EWVB1110120260415000001

SKU	PCS
SZLM-KA I SASA-BLACK	30



M 001

LA10



RVSZLM-260415-0001-66

Reference Code : EWVB1110120260415000001

SKU	PCS
SZLM-KA I SASA-BLACK	30



M 001

LA10



RVSZLM-260415-0001-67

Reference Code : EWVB1110120260415000001

SKU	PCS
SZLM-KA I SASA-BLACK	30



M 001

LA10



RVSZLM-260415-0001-68

Reference Code : EWVB1110120260415000001

SKU	PCS
SZLM-KA I SASA-BLACK	30



M 001

LA10



RVSZLM-260415-0001-69

Reference Code : EWVB1110120260415000001

SKU	PCS
SZLM-KA I SASA-BLACK	30



M 001

LA10



RVSZLM-260415-0001-70

Reference Code : EWVB1110120260415000001

SKU	PCS
SZLM-KA I SASA-BLACK	30

70/100 100

SZLM



M 001

LA10



RVSZLM-260415-0001-71

Reference Code : EWVB1110120260415000001

SKU	PCS
SZLM-KA I SASA-BLACK	30



M 001

LA10



RVSZLM-260415-0001-72

Reference Code : EWVB1110120260415000001

SKU	PCS
SZLM-KA I SASA-BLACK	30



M 001 LA10



RVSZLM-260415-0001-73

Reference Code : EWVB1110120260415000001

SKU	PCS
SZLM-KA I SASA-BLACK	30



M 001

LA10



RVSZLM-260415-0001-74

Reference Code : EWVB1110120260415000001

SKU	PCS
SZLM-KA I SASA-BLACK	30



M 001

LA10



RVSZLM-260415-0001-75

Reference Code : EWVB1110120260415000001

SKU	PCS
SZLM-KA I SASA-BLACK	30



M 001

LA10



RVSZLM-260415-0001-76

Reference Code : EWVB1110120260415000001

SKU	PCS
SZLM-KA I SASA-BLACK	30



M 001

LA10



RVSZLM-260415-0001-77

Reference Code : EWVB1110120260415000001

SKU	PCS
SZLM-KA I SASA-BLACK	30



M 001 LA10



RVSZLM-260415-0001-78

Reference Code : EWVB1110120260415000001

SKU	PCS
SZLM-KA I SASA-BLACK	30



M 001

LA10



RVSZLM-260415-0001-79

Reference Code : EWVB1110120260415000001

SKU	PCS
SZLM-KA I SASA-BLACK	30



M 001

LA10



RVSZLM-260415-0001-80

Reference Code : EWVB1110120260415000001

SKU	PCS
SZLM-KA I SASA-BLACK	30

80/100 100

SZLM



M 001

LA10



RVSZLM-260415-0001-81

Reference Code : EWVB1110120260415000001

SKU	PCS
SZLM-KA I SASA-BLACK	30



M 001

LA10



RVSZLM-260415-0001-82

Reference Code : EWVB1110120260415000001

SKU	PCS
SZLM-KA I SASA-BLACK	30



M 001

LA10



RVSZLM-260415-0001-83

Reference Code : EWVB1110120260415000001

SKU	PCS
SZLM-KA I SASA-BLACK	30



M 001

LA10



RVSZLM-260415-0001-84

Reference Code : EWVB1110120260415000001

SKU	PCS
SZLM-KA I SASA-BLACK	30



M 001

LA10



RVSZLM-260415-0001-85

Reference Code : EWVB1110120260415000001

SKU	PCS
SZLM-KA I SASA-BLACK	30

85/100 100

SZLM



M 001

LA10



RVSZLM-260415-0001-86

Reference Code : EWVB1110120260415000001

SKU	PCS
SZLM-KA I SASA-BLACK	30



LA10



RVSZLM-260415-0001-87

Reference Code : EWVB1110120260415000001

SKU	PCS
SZLM-KA SASA-BLACK	30



M 001

LA10



RVSZLM-260415-0001-88

Reference Code : EWVB1110120260415000001

SKU	PCS
SZLM-KA I SASA-BLACK	30



M 001

LA10



RVSZLM-260415-0001-89

Reference Code : EWVB1110120260415000001

SKU	PCS
SZLM-KA I SASA-BLACK	30



M 001

LA10



RVSZLM-260415-0001-90

Reference Code : EWVB1110120260415000001

SKU	PCS
SZLM-KA I SASA-BLACK	30



M 001

LA10



RVSZLM-260415-0001-91

Reference Code : EWVB1110120260415000001

SKU	PCS
SZLM-KA I SASA-BLACK	30



M 001

LA10



RVSZLM-260415-0001-92

Reference Code : EWVB1110120260415000001

SKU	PCS
SZLM-KA I SASA-BLACK	30



M 001

LA10



RVSZLM-260415-0001-93

Reference Code : EWVB1110120260415000001

SKU	PCS
SZLM-KA I SASA-BLACK	30



M 001

LA10



RVSZLM-260415-0001-94

Reference Code : EWVB1110120260415000001

SKU	PCS
SZLM-KA I SASA-BLACK	30



M 001

LA10



RVSZLM-260415-0001-95

Reference Code : EWVB1110120260415000001

SKU	PCS
SZLM-KA I SASA-BLACK	30



M 001

LA10



RVSZLM-260415-0001-96

Reference Code : EWVB1110120260415000001

SKU	PCS
SZLM-KA I SASA-BLACK	30



M 001

LA10



RVSZLM-260415-0001-97

Reference Code : EWVB1110120260415000001

SKU	PCS
SZLM-KA I SASA-BLACK	30



M 001

LA10



RVSZLM-260415-0001-98

Reference Code : EWVB1110120260415000001

SKU	PCS
SZLM-KA I SASA-BLACK	30



M 001

LA10



RVSZLM-260415-0001-99

Reference Code : EWVB1110120260415000001

SKU	PCS
SZLM-KA I SASA-BLACK	30



M 001

LA10



RVSZLM-260415-0001-100

Reference Code : EWVB1110120260415000001

SKU	PCS
SZLM-KA I SASA-BLACK	30