

DE06




RVSZLM-260609-0002-1

Reference Code : EWVB11101260609000002

SKU	PCS
SZLM-KS-BLACK-500-TM	30



DE06



RVSZLM-260609-0002-2

Reference Code : EWVB11101260609000002

SKU	PCS
SZLM-KS-BLACK-500-TM	30




M 001 DE06



RVSZLM-260609-0002-3

Reference Code : EWVB11101260609000002

SKU	PCS
SZLM-KS-BLACK-500-TM	30



DE06



RVSZLM-260609-0002-4

Reference Code : EWVB11101260609000002

SKU	PCS
SZLM-KS-BLACK-500-TM	30



DE06



RVSZLM-260609-0002-5

Reference Code : EWVB11101260609000002

SKU	PCS
SZLM-KS-BLACK-500-TM	30



M 001

DE06



RVSZLM-260609-0002-6

Reference Code : EWVB11101260609000002

SKU	PCS
SZLM-KS-BLACK-500-TM	30




M 001 DE06



RVSZLM-260609-0002-7

Reference Code : EWVB11101260609000002

SKU	PCS
SZLM-KS-BLACK-500-TM	30




DE06



RVSZLM-260609-0002-8

Reference Code : EWVB11101260609000002

SKU	PCS
SZLM-KS-BLACK-500-TM	30



DE06



RVSZLM-260609-0002-9

Reference Code : EWVB11101260609000002

SKU	PCS
SZLM-KS-BLACK-500-TM	30



M 001

DE06



RVSZLM-260609-0002-10

Reference Code : EWVB11101260609000002

SKU	PCS
SZLM-KS-BLACK-500-TM	30



M 001 DE06



RVSZLM-260609-0002-11

Reference Code : EWVB11101260609000002

SKU	PCS
SZLM-KS-BLACK-500-TM	30



M 001

DE06



RVSZLM-260609-0002-12

Reference Code : EWVB11101260609000002

SKU	PCS
SZLM-KS-BLACK-500-TM	30



M 002

DE06



RVSZLM-260609-0002-13

Reference Code : EWVB11101260609000002

SKU	PCS
SZLM-KS-DA-TM	30



M 002 DE06



RVSZLM-260609-0002-14

Reference Code : EWVB11101260609000002

SKU	PCS
SZLM-KS-DA-TM	30



M 002

DE06



RVSZLM-260609-0002-15

Reference Code : EWVB11101260609000002

SKU	PCS
SZLM-KS-DA-TM	30



M 002

DE06



RVSZLM-260609-0002-16

Reference Code : EWVB11101260609000002

SKU	PCS
SZLM-KS-DA-TM	30



M 002

DE06



RVSZLM-260609-0002-17

Reference Code : EWVB11101260609000002

SKU	PCS
SZLM-KS-DA-TM	30



M 002

DE06



RVSZLM-260609-0002-18

Reference Code : EWVB11101260609000002

SKU	PCS
SZLM-KS-DA-TM	30



M 002

DE06



RVSZLM-260609-0002-19

Reference Code : EWVB11101260609000002

SKU	PCS
SZLM-KS-DA-TM	30



M 002

DE06



RVSZLM-260609-0002-20

Reference Code : EWVB11101260609000002

SKU	PCS
SZLM-KS-DA-TM	30



M 002

DE06



RVSZLM-260609-0002-21

Reference Code : EWVB11101260609000002

SKU	PCS
SZLM-KS-DA-TM	30



M 002 DE06



RVSZLM-260609-0002-22

Reference Code : EWVB11101260609000002

SKU	PCS
SZLM-KS-DA-TM	30



M 002 DE06



RVSZLM-260609-0002-23

Reference Code : EWVB11101260609000002

SKU	PCS
SZLM-KS-DA-TM	30



M 002

DE06



RVSZLM-260609-0002-24

Reference Code : EWVB11101260609000002

SKU	PCS
SZLM-KS-DA-TM	30