



CARRIER - LEAVE IF NO RESPONSE

PARCEL SELECT
U.S. POSTAGE PAID
AFS
eVS

USPS PARCEL SELECT®

RD4250
4250 SHIRLEY AVE
EL MONTE CA 91731

ref1: 94584132
1631810177001

ADDRESS SERVICE REQUESTED




DON THOMAS
32440 RIDGE RD
BAYFIELD WI 54814

Orange Connex US Fulfillment Center-West02







USPS TRACKING # eVS



9361 2897 6873 7428 8495 35

amazon
shipping



amazon
shipping

ONT5
E 001

MCI9
M SP8

MSP8
1 149