



CARRIER - LEAVE IF NO RESPONSE

PARCEL SELECT
U.S. POSTAGE PAID
AFS
eVS

USPS PARCEL SELECT®

RD4250
4250 SHIRLEY AVE
EL MONTE CA 91731

ref1: 94658846
7721142273001

ADDRESS SERVICE REQUESTED




LARRY MITCHELL
1484 CHURCH DR
BULLHEAD CITY AZ 86442

Orange Connex US Fulfillment Center-West02





USPS TRACKING # eVS



9361 2897 6873 7526 3217 59

amazon
shipping



amazon
shipping

ONT5
B 006

LGB5
D 025

VGT5
A 013