



CARRIER - LEAVE IF NO RESPONSE

PARCEL SELECT  
U.S. POSTAGE PAID  
AFS  
eVS

# USPS PARCEL SELECT®

RD4250  
4250 SHIRLEY AVE  
EL MONTE CA 91731

ref1: 94899462  
3198461953001

ADDRESS SERVICE REQUESTED




ELIZABETH JUAN  
1305 KINGS WAY APT 1A  
DEL RIO TX 78840

Orange Connex US Fulfillment Center-West02





## USPS TRACKING # eVS



9361 2897 6873 7805 0347 76

amazon  
shipping



amazon  
shipping

ONT5 G 001	HOU5 G SAT	SAT5 G 003
→ A 001		