



CARRIER - LEAVE IF NO RESPONSE

PARCEL SELECT
U.S. POSTAGE PAID
AFS
eVS

USPS PARCEL SELECT®

RD4250
4250 SHIRLEY AVE
EL MONTE CA 91731

ref1: 95028771
2768753664001

ADDRESS SERVICE REQUESTED




JODI ROSAUER
19006 E SPRAGUE AVE
SPOKANE VALLEY WA 99016




Orange Connex US Fulfillment Center-West02



USPS TRACKING # eVS



9361 2897 6873 7972 9581 34



amazon
shipping

amazon
shipping

ONT5
J 001

OAK5
A 046

BFI8
B 007

GEGR
G EGR