



CARRIER - LEAVE IF NO RESPONSE

PARCEL SELECT
U.S. POSTAGE PAID
AFS
eVS

USPS PARCEL SELECT®

RD4250
4250 SHIRLEY AVE
EL MONTE CA 91731

ref1: 95048713
9097772032001

ADDRESS SERVICE REQUESTED




KERICE WELLINGTON
3750 W OAKLAND PARK BLVD ASAPE
22239
LAUDERDALE LAKES FL 33311



Orange Connex US Fulfillment Center-West02



USPS TRACKING # eVS



9361 2897 6873 7996 9185 96



amazon
shipping

amazon
shipping

ONT5
J 002

AZA5
4 MCO

MC05
B 012

MIA5
G 046