



CARRIER - LEAVE IF NO RESPONSE

PARCEL SELECT
U.S. POSTAGE PAID
AFS
eVS

USPS PARCEL SELECT®

RD4250
4250 SHIRLEY AVE
EL MONTE CA 91731

ref1: 95079816
3441090560001

ADDRESS SERVICE REQUESTED




JUDY SMITH
2220 MIDDLE CREEK BLVD
BOSSIER CITY LA 71111

Orange Connex US Fulfillment Center-West02






USPS TRACKING # eVS



9361 2897 6873 8040 3756 00

amazon
shipping



amazon
shipping

ONT5
A 003

DAL9
G 029