



CARRIER - LEAVE IF NO RESPONSE

PARCEL SELECT  
U.S. POSTAGE PAID  
AFS  
eVS

# USPS PARCEL SELECT®

RD4250  
4250 SHIRLEY AVE  
EL MONTE CA 91731

ref1: 95139314  
2005826177001

ADDRESS SERVICE REQUESTED




PETE BOHM  
632 S BROADWAY BLVD  
SALINA KS 67401

Orange Connex US Fulfillment Center-West02





## USPS TRACKING # eVS



9361 2897 6873 8134 7581 80

amazon  
shipping



amazon  
shipping

ONT5  
E 001

MCI9  
M CI5

MCI5  
A 501