



CARRIER - LEAVE IF NO RESPONSE

PARCEL SELECT
U.S. POSTAGE PAID
AFS
eVS

USPS PARCEL SELECT®

RD4250
4250 SHIRLEY AVE
EL MONTE CA 91731

ref1: 95141816
6188179456001

ADDRESS SERVICE REQUESTED




ROY KRAUSE
150 COUNTY ROAD 342
SWEETWATER TN 37874

Orange Connex US Fulfillment Center-West02







USPS TRACKING # eVS



9361 2897 6873 8138 5114 53

amazon
shipping



amazon
shipping

ONT5
H001

MGE9
BNA7

BNA7
A007