



CARRIER - LEAVE IF NO RESPONSE

PARCEL SELECT  
U.S. POSTAGE PAID  
AFS  
eVS

# USPS PARCEL SELECT®

RD4250  
4250 SHIRLEY AVE  
EL MONTE CA 91731

ref1: 95141982  
0711084032001

ADDRESS SERVICE REQUESTED




JOSEPH GUIDO  
216 GOLDIE RD  
MC CONNELLSBURG PA 17233

Orange Connex US Fulfillment Center-West02






## USPS TRACKING # eVS



9361 2897 6873 8138 7761 35

amazon  
shipping



amazon  
shipping

ONT5  
B001

EWR8  
MTN9

MTN9  
E056