



CARRIER - LEAVE IF NO RESPONSE

PARCEL SELECT
U.S. POSTAGE PAID
AFS
eVS

USPS PARCEL SELECT®

RD4250
4250 SHIRLEY AVE
EL MONTE CA 91731

ref1: 95297887
8878449664001

ADDRESS SERVICE REQUESTED




L. VICTORIAALBRIGHT
308 WOODLAND PARK CIR
MARY ESTHER FL 32569

Orange Connex US Fulfillment Center-West02





USPS TRACKING # eVS



9361 2897 6873 8397 3160 80

amazon
shipping



amazon
shipping

ONT5
A 001

HOU5
D MOB

MOB5
B 107