



CARRIER - LEAVE IF NO RESPONSE

PARCEL SELECT
U.S. POSTAGE PAID
AFS
eVS

USPS PARCEL SELECT®

RD4250
4250 SHIRLEY AVE
EL MONTE CA 91731

ref1: 95368756
3422401152001

ADDRESS SERVICE REQUESTED




DONALD SETTLES
6275 SO AVE 8 1/2 SITE 124
YUMA AZ 85365

Orange Connex US Fulfillment Center-West02





USPS TRACKING # eVS



9361 2897 6873 8488 5058 36

amazon
shipping



amazon
shipping

ONT5
B 006

LGB5
A 057

AZA9
A 002