



CARRIER - LEAVE IF NO RESPONSE

PARCEL SELECT
U.S. POSTAGE PAID
AFS
eVS

USPS PARCEL SELECT®

RD4250
4250 SHIRLEY AVE
EL MONTE CA 91731

ref1: 95435331
5531980801001

ADDRESS SERVICE REQUESTED




RACHEL LARUE
914 CLEVELAND AVE SW
CULLMAN AL 35055

Orange Connex US Fulfillment Center-West02






USPS TRACKING # eVS



9361 2897 6873 8589 9010 56

amazon
shipping



amazon
shipping

ONT5
H001

MGE9
MGE8

MGE8
A@25