



CARRIER - LEAVE IF NO RESPONSE

PARCEL SELECT  
U.S. POSTAGE PAID  
AFS  
eVS

# USPS PARCEL SELECT®

RD4250  
4250 SHIRLEY AVE  
EL MONTE CA 91731

ref1: 95473045  
6811569792001

ADDRESS SERVICE REQUESTED




**ADELE SCHULZ**  
5767 ROUTE 44 55  
KERHONKSON NY 12446




Orange Connex US Fulfillment Center-West02



## USPS TRACKING # eVS



9361 2897 6873 8641 8859 59



amazon  
shipping

amazon  
shipping

**ONT5**  
**B001**

**EWR8**  
**EWR5**

**EWR5**  
**B085**