



CARRIER - LEAVE IF NO RESPONSE

PARCEL SELECT
U.S. POSTAGE PAID
AFS
eVS

USPS PARCEL SELECT®

RD4250
4250 SHIRLEY AVE
EL MONTE CA 91731

ref1: 95497543
4708090881001

ADDRESS SERVICE REQUESTED




ETHEL SALLEY
10 DANIEL CT
BEVERLY HILLS FL 34465



Orange Connex US Fulfillment Center-West02



USPS TRACKING # eVS



9361 2897 6873 8680 4713 04



amazon
shipping

amazon
shipping

ONT5
A 001

HOU5
M C05

MC05
C 006

MC09
A 001