



CARRIER - LEAVE IF NO RESPONSE

PARCEL SELECT
U.S. POSTAGE PAID
AFS
eVS

USPS PARCEL SELECT®

RD4250
4250 SHIRLEY AVE
EL MONTE CA 91731

ref1: 95576867
9872593922001

ADDRESS SERVICE REQUESTED




JERRY BROWN
3528 WYLIE DR
HELENA MT 59602

Orange Connex US Fulfillment Center-West02





USPS TRACKING # eVS



9361 2897 6873 8767 4702 75

amazon
shipping



amazon
shipping

ONT5
J001

OAK5
B045

BOI5
A012

HELR
HELR