



CARRIER - LEAVE IF NO RESPONSE

PARCEL SELECT
U.S. POSTAGE PAID
AFS
eVS

USPS PARCEL SELECT®

RD4250
4250 SHIRLEY AVE
EL MONTE CA 91731

ref1: 95592122
7325636608001

ADDRESS SERVICE REQUESTED




DORLA ARMSTREET
1178 COUNTY LINE RD N
SUMMIT MS 39666

Orange Connex US Fulfillment Center-West02






USPS TRACKING # eVS



9361 2897 6873 8786 8583 99

amazon
shipping



amazon
shipping

ONT5
H001

MGE9
M0B5

MOB5
A113