



CARRIER - LEAVE IF NO RESPONSE

PARCEL SELECT
U.S. POSTAGE PAID
AFS
eVS

USPS PARCEL SELECT®

RD4250
4250 SHIRLEY AVE
EL MONTE CA 91731

ref1: 95592166
0760817666001

ADDRESS SERVICE REQUESTED




CLIFF BELL
3215 N47
MILWAUKEE WI 53216



Orange Connex US Fulfillment Center-West02



USPS TRACKING # eVS



9361 2897 6873 8786 8509 35



amazon
shipping

amazon
shipping

ONT5
E001

MCI9
MKE5

MKE5
E149