



CARRIER - LEAVE IF NO RESPONSE

PARCEL SELECT
U.S. POSTAGE PAID
AFS
eVS

USPS PARCEL SELECT®

RD4250
4250 SHIRLEY AVE
EL MONTE CA 91731

ref1: 95613494
9751095297001

ADDRESS SERVICE REQUESTED




M.L. HUGHES
36525 SANDY
WEWOKA OK 74884

Orange Connex US Fulfillment Center-West02






USPS TRACKING # eVS



9361 2897 6873 8816 3777 53

amazon
shipping



amazon
shipping

ONT5
A 001

HOU5
O KC5

OKC5
G 114