



CARRIER - LEAVE IF NO RESPONSE

PARCEL SELECT
U.S. POSTAGE PAID
AFS
eVS

USPS PARCEL SELECT®

RD4250
4250 SHIRLEY AVE
EL MONTE CA 91731

ref1: 95689176
2616434689001

ADDRESS SERVICE REQUESTED




PATRICK WOLFE
15915 SANDRIDGE RD
LONG BEACH WA 98631



Orange Connex US Fulfillment Center-West02



USPS TRACKING # eVS



9361 2897 6873 8918 5747 60



amazon
shipping

amazon
shipping

ONT5
J001

OAK5
G039

PDX5
D121