



CARRIER - LEAVE IF NO RESPONSE

PARCEL SELECT  
U.S. POSTAGE PAID  
AFS  
eVS

# USPS PARCEL SELECT®

RD4250  
4250 SHIRLEY AVE  
EL MONTE CA 91731

ref1: 95697024  
1311637504001

ADDRESS SERVICE REQUESTED




RITA MATHIS  
240 POTPOURRI LN  
CULLOWHEE NC 28723

Orange Connex US Fulfillment Center-West02





## USPS TRACKING # eVS



9361 2897 6873 8929 7416 94

amazon  
shipping



amazon  
shipping

ONT5  
H001

MGE9  
ATL6

ATL6  
A067