



A. Mailer Action

Note To Mailer: The labels and volumes associated to this form online **must** match the labeled packages being presented to the USPS® employee with this form.

Shipment Date: 03/20/25
Shipped From:
Name: PW PW
Address: 5353 W IMPERIAL HWY STE 200 300
City: Los Angeles
State: CA ZIP+4: 90045


Type of Mail	Volume
Priority Mail Express®*	0
Priority Mail®	0
USPS Ground Advantage™	4
Returns	0
International*	0
USPS Connect™ Local	0
USPS Connect™ Local Mail	0
USPS Connect™ Regional	0
Other	0
Total	4

*Start time for products with service guarantees will begin when mail arrives at the local Post Office™ and items receive individual processing and acceptance scans.

B. USPS Action

USPS EMPLOYEE: Please scan upon pickup or receipt of mail.
Leave form with customer or in customer's mail receptacle.

USPS SCAN AT ACCEPTANCE



9275 0903 1913 2100 0001 0227 88



A. Mailer Action

Note To Mailer: The labels and volumes associated to this form online **must** match the labeled packages being presented to the USPS® employee with this form.

Shipment Date: 03/19/25
Shipped From:
Name: PW PW
Address: 5353 W IMPERIAL HWY STE 200 300
City: Los Angeles
State: CA ZIP+4: 90045


Type of Mail	Volume
Priority Mail Express®*	0
Priority Mail®	0
USPS Ground Advantage™	5
Returns	0
International*	0
USPS Connect™ Local	0
USPS Connect™ Local Mail	0
USPS Connect™ Regional	0
Other	0
Total	5

*Start time for products with service guarantees will begin when mail arrives at the local Post Office™ and items receive individual processing and acceptance scans.

B. USPS Action

USPS EMPLOYEE: Please scan upon pickup or receipt of mail.
Leave form with customer or in customer's mail receptacle.

USPS SCAN AT ACCEPTANCE



9275 0903 1913 2100 0001 0227 95



A. Mailer Action

Note To Mailer: The labels and volumes associated to this form online **must** match the labeled packages being presented to the USPS® employee with this form.

Shipment Date: 03/24/25
Shipped From:
Name: PW PW
Address: 5353 W IMPERIAL HWY STE 200 300
City: Los Angeles
State: CA ZIP+4: 90045


Type of Mail	Volume
Priority Mail Express®*	0
Priority Mail®	0
USPS Ground Advantage™	56
Returns	0
International*	0
USPS Connect™ Local	0
USPS Connect™ Local Mail	0
USPS Connect™ Regional	0
Other	0
Total	56

*Start time for products with service guarantees will begin when mail arrives at the local Post Office™ and items receive individual processing and acceptance scans.

B. USPS Action

USPS EMPLOYEE: Please scan upon pickup or receipt of mail.
Leave form with customer or in customer's mail receptacle.

USPS SCAN AT ACCEPTANCE



9275 0903 1913 2100 0001 0228 01



A. Mailer Action

Note To Mailer: The labels and volumes associated to this form online **must** match the labeled packages being presented to the USPS® employee with this form.

Shipment Date: 03/21/25
Shipped From:
Name: PW PW
Address: 5353 W IMPERIAL HWY STE 200 300
City: Los Angeles
State: CA ZIP+4: 90045


Type of Mail	Volume
Priority Mail Express®*	0
Priority Mail®	0
USPS Ground Advantage™	2
Returns	0
International*	0
USPS Connect™ Local	0
USPS Connect™ Local Mail	0
USPS Connect™ Regional	0
Other	0
Total	2

*Start time for products with service guarantees will begin when mail arrives at the local Post Office™ and items receive individual processing and acceptance scans.

B. USPS Action

USPS EMPLOYEE: Please scan upon pickup or receipt of mail.
Leave form with customer or in customer's mail receptacle.

USPS SCAN AT ACCEPTANCE



9275 0903 1913 2100 0001 0228 18



A. Mailer Action

Note To Mailer: The labels and volumes associated to this form online **must** match the labeled packages being presented to the USPS® employee with this form.

Shipment Date: 03/23/25
Shipped From:
Name: PW PW
Address: 5353 W IMPERIAL HWY STE 200 300
City: Los Angeles
State: CA ZIP+4: 90045


Type of Mail	Volume
Priority Mail Express®*	0
Priority Mail®	0
USPS Ground Advantage™	25
Returns	0
International*	0
USPS Connect™ Local	0
USPS Connect™ Local Mail	0
USPS Connect™ Regional	0
Other	0
Total	25

*Start time for products with service guarantees will begin when mail arrives at the local Post Office™ and items receive individual processing and acceptance scans.

B. USPS Action

USPS EMPLOYEE: Please scan upon pickup or receipt of mail.
Leave form with customer or in customer's mail receptacle.

USPS SCAN AT ACCEPTANCE



9275 0903 1913 2100 0001 0228 25



A. Mailer Action

Note To Mailer: The labels and volumes associated to this form online **must** match the labeled packages being presented to the USPS® employee with this form.

Shipment Date: 03/22/25
Shipped From:
Name: PW PW
Address: 5353 W IMPERIAL HWY STE 200 300
City: Los Angeles
State: CA ZIP+4: 90045


Type of Mail	Volume
Priority Mail Express®*	0
Priority Mail®	0
USPS Ground Advantage™	25
Returns	0
International*	0
USPS Connect™ Local	0
USPS Connect™ Local Mail	0
USPS Connect™ Regional	0
Other	0
Total	25

*Start time for products with service guarantees will begin when mail arrives at the local Post Office™ and items receive individual processing and acceptance scans.

B. USPS Action

USPS EMPLOYEE: Please scan upon pickup or receipt of mail.
Leave form with customer or in customer's mail receptacle.

USPS SCAN AT ACCEPTANCE



9275 0903 1913 2100 0001 0228 32