



A. Mailer Action

**Note To Mailer:** The labels and volumes associated to this form online **must** match the labeled packages being presented to the USPS® employee with this form.

Shipment Date: 03/25/25  
Shipped From:  
Name: PW PW  
Address: 5353 W IMPERIAL HWY STE 200 300  
City: Los Angeles  
State: CA ZIP+4: 90045


Type of Mail	Volume
Priority Mail Express®*	0
Priority Mail®	0
USPS Ground Advantage™	69
Returns	0
International*	0
USPS Connect™ Local	0
USPS Connect™ Local Mail	0
USPS Connect™ Regional	0
Other	0
Total	69

\*Start time for products with service guarantees will begin when mail arrives at the local Post Office™ and items receive individual processing and acceptance scans.

B. USPS Action

USPS EMPLOYEE: Please scan upon pickup or receipt of mail.  
Leave form with customer or in customer's mail receptacle.

USPS SCAN AT ACCEPTANCE



9275 0903 1913 2100 0001 0245 39



A. Mailer Action

**Note To Mailer:** The labels and volumes associated to this form online **must** match the labeled packages being presented to the USPS® employee with this form.

Shipment Date: 03/20/25  
Shipped From:  
Name: PW PW  
Address: 5353 W IMPERIAL HWY STE 200 300  
City: Los Angeles  
State: CA ZIP+4: 90045


Type of Mail	Volume
Priority Mail Express®*	0
Priority Mail®	0
USPS Ground Advantage™	1
Returns	0
International*	0
USPS Connect™ Local	0
USPS Connect™ Local Mail	0
USPS Connect™ Regional	0
Other	0
Total	1

\*Start time for products with service guarantees will begin when mail arrives at the local Post Office™ and items receive individual processing and acceptance scans.

B. USPS Action

USPS EMPLOYEE: Please scan upon pickup or receipt of mail.  
Leave form with customer or in customer's mail receptacle.

USPS SCAN AT ACCEPTANCE



9275 0903 1913 2100 0001 0245 46



A. Mailer Action

**Note To Mailer:** The labels and volumes associated to this form online **must** match the labeled packages being presented to the USPS® employee with this form.

Shipment Date: 03/24/25  
Shipped From:  
Name: PW PW  
Address: 5353 W IMPERIAL HWY STE 200 300  
City: Los Angeles  
State: CA ZIP+4: 90045


Type of Mail	Volume
Priority Mail Express®*	0
Priority Mail®	0
USPS Ground Advantage™	18
Returns	0
International*	0
USPS Connect™ Local	0
USPS Connect™ Local Mail	0
USPS Connect™ Regional	0
Other	0
Total	18

\*Start time for products with service guarantees will begin when mail arrives at the local Post Office™ and items receive individual processing and acceptance scans.

B. USPS Action

USPS EMPLOYEE: Please scan upon pickup or receipt of mail.  
Leave form with customer or in customer's mail receptacle.

USPS SCAN AT ACCEPTANCE



9275 0903 1913 2100 0001 0245 53

**A. Mailer Action**

**Note To Mailer:** The labels and volumes associated to this form online **must** match the labeled packages being presented to the USPS® employee with this form.

Shipment Date: 03/21/25  
 Shipped From:  
 Name: PW PW  
 Address: 5353 W IMPERIAL HWY STE 200 300  
 City: Los Angeles  
 State: CA ZIP+4: 90045


Type of Mail	Volume
Priority Mail Express®*	0
Priority Mail®	0
USPS Ground Advantage™	3
Returns	0
International*	0
USPS Connect™ Local	0
USPS Connect™ Local Mail	0
USPS Connect™ Regional	0
Other	0
Total	3

\*Start time for products with service guarantees will begin when mail arrives at the local Post Office™ and items receive individual processing and acceptance scans.

**B. USPS Action**

USPS EMPLOYEE: Please scan upon pickup or receipt of mail.  
 Leave form with customer or in customer's mail receptacle.

USPS SCAN AT ACCEPTANCE



9275 0903 1913 2100 0001 0245 60



A. Mailer Action

**Note To Mailer:** The labels and volumes associated to this form online **must** match the labeled packages being presented to the USPS® employee with this form.

Shipment Date: 03/23/25  
Shipped From:  
Name: PW PW  
Address: 5353 W IMPERIAL HWY STE 200 300  
City: Los Angeles  
State: CA ZIP+4: 90045


Type of Mail	Volume
Priority Mail Express®*	0
Priority Mail®	0
USPS Ground Advantage™	23
Returns	0
International*	0
USPS Connect™ Local	0
USPS Connect™ Local Mail	0
USPS Connect™ Regional	0
Other	0
Total	23

\*Start time for products with service guarantees will begin when mail arrives at the local Post Office™ and items receive individual processing and acceptance scans.

B. USPS Action

USPS EMPLOYEE: Please scan upon pickup or receipt of mail.  
Leave form with customer or in customer's mail receptacle.

USPS SCAN AT ACCEPTANCE



9275 0903 1913 2100 0001 0245 77



A. Mailer Action

**Note To Mailer:** The labels and volumes associated to this form online **must** match the labeled packages being presented to the USPS® employee with this form.

Shipment Date: 03/22/25  
Shipped From:  
Name: PW PW  
Address: 5353 W IMPERIAL HWY STE 200 300  
City: Los Angeles  
State: CA ZIP+4: 90045


Type of Mail	Volume
Priority Mail Express®*	0
Priority Mail®	0
USPS Ground Advantage™	19
Returns	0
International*	0
USPS Connect™ Local	0
USPS Connect™ Local Mail	0
USPS Connect™ Regional	0
Other	0
Total	19

\*Start time for products with service guarantees will begin when mail arrives at the local Post Office™ and items receive individual processing and acceptance scans.

B. USPS Action

USPS EMPLOYEE: Please scan upon pickup or receipt of mail.  
Leave form with customer or in customer's mail receptacle.

USPS SCAN AT ACCEPTANCE



9275 0903 1913 2100 0001 0245 84